

ACCUREF K-900/R-800

| SPECIFICATIONS | | | K-900 | R-800 |
|--|--------------------------------------|---|---|---------------------------------------|
| Refractive measurement range (Ref measurement) | Sphere (S) | Measurement range | -30D~+22D (VD=12) -22D~+30D (VD=0) | -30D~+22D (VD=12) -22D~+30D (VD=0) |
| | | Unit | 0.12D, 0.25D (Switching) | 0.12D, 0.25D (Switching) |
| | Cylinder (C) | Measurement range | 0D~±10D (VD=0) | 0D~±10D (VD=0) |
| | | Unit | 0.12D, 0.25D (Switching) | 0.12D, 0.25D (Switching) |
| | | symbol | -, +, ± (Switching) | -, +, ± (Switching) |
| | Axis (A) | Measurement range | 0°~180° | 0°~180° |
| Unit | | 1° | 1° | |
| Vertex distance | | | 0, 10, 12, 13.5, 15mm | 0, 10, 12, 13.5, 15mm |
| Minimum pupil diameter measurable | | | φ2.0mm | φ2.0mm |
| Corneal curvature radius measurement | Corneal curvature radius | Measurement range | 5.0mm~10.0mm | — |
| | | Unit | 0.01mm | — |
| | Corneal refractivity | Measurement range | 33.75D~67.5D (where corneal refractive index n=1.3375) | — |
| | | Unit | 0.12D, 0.25D (Switching) | — |
| | Degree of corneal astigmatism | Measurement range | 0D~±10D | — |
| | | Unit | 0.12D, 0.25D (Switching) | — |
| | | symbol | mm, -D, +D (Switching) | — |
| | Axis angle | Measurement range | 0°~180° | — |
| | | Unit | 1° | — |
| | PD measurement | | | 85mm(Near PD output) |
| Pupil diameter measurement | Measurement range | | φ2.0mm~φ8.5mm | φ2.0mm~φ8.5mm |
| | Unit | | 0.1mm | 0.1mm |
| Measurement time | Refractive measurement range | | Approx. 0.07sec. | Approx. 0.07sec. |
| | Corneal curvature radius measurement | | Approx. 0.07sec. | — |
| Fog control | | Fogging for each measurement (Auto) Fogging is provided at the first measurement followed by continuous measurement (Auto-Quick) | | |

K-900/R-800 Standard Accessories

- Operation Manual
- Power cord
- Printer paper
- Fuse
- Dust cover
- Model eye
- Chin rest paper
- Chin rest paper pin

MECHANICAL SPECIFICATIONS

| | |
|--|--|
| Size | (W) 240mm (D) 422mm (H) 430mm |
| Movement range of the measurement unit | Forward/backward ±22mm Horizontal direction ±43mm Vertical direction ±17mm |
| Movement range of the chin rest | vertical ±30mm |
| Movement range of LCD | +30°swivel (left only), +40°tilt |
| Weight | approx. 13kg |

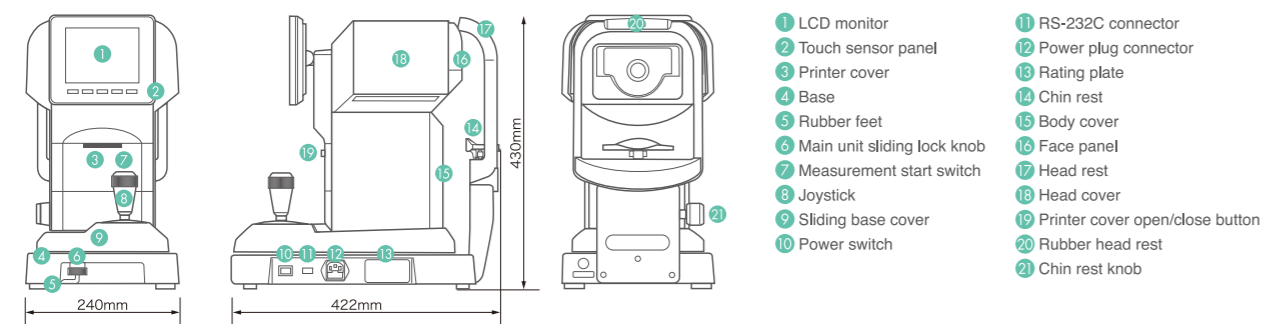
※ Common to K-900/R-800

ELECTRICAL SPECIFICATIONS

| | |
|-------------------------|--|
| Built-in monitor body | 5.7 inch color LCD monitor |
| Printer | thermal line printer (paper width 58mm) |
| Power voltage/frequency | AC100V-240V, 50/60Hz |
| Power consumption | 60VA |
| Power saving function | OFF, 3, 5, 10min. (selectable) |

※ Common to K-900/R-800

External diagram (to scale) and Part Identification



Design and specifications are subject to change without notice.

Manufacturer

Rexxam
Rexxam Co.,Ltd.

Kagawa factory
958, Ikeuchi, Konan-cho,
Takamatsu, Kagawa 761-1494, Japan

Contact

MEC Sales Division
2-8-4, Kandatsukasa-machi, Chiyoda-ku
Tokyo, 101-0048, Japan
TEL 81-3-3256-7701 FAX 81-3-3256-7702
E-mail: eye@rexam.co.jp
URL: http://www.rexxam.co.jp
URL: http://www.shin-nippon.jp



Distributed by



Cool design & User friendly!
This is new "SHIN-NIPPON" standard.

Auto Ref-Keratometer/Refractometer
ACCUREF
K-900/R-800

Introducing our new Auto Ref-Keratometer & Auto Refractometer!!

In the pursuit of quality and ergonomics, the highest level of perfection and beauty has been achieved.

Slim, Compact & Stylish Design

A new flat screen monitor with a beautiful graphics display and excellent visibility. Sophistication contained within a simple and compact body design. In the pursuit of ergonomics, minute attention to detail has been paid to materials, texture and finish in order to ensure superb operability. At last, a solidly reliable optical unit. Focus on high quality for each and every component has resulted in the creation of the Auto Ref-Keratometer that will set the standard for the new generation.



ACCUREF K-900

New Generation DESIGN & STYLE

Exquisite detail and quality. Sophisticated shape combined with soft curves and the attractive color with high quality two-tone metallic and pearlescent paintwork which complements any interior and appeals atmosphere of trust to the customer.

New Joystick



The completely redesigned joystick with the shape and top button allows the operator to control the unit with more precise and instinctive movement.

Improved side flaps, head rest and chin rest



Side flaps mounted to each side of the measurement window enabling to block out the light realizes high accuracy. The modified shapes of the forehead rest and the chin rest help to minimize stress of the patient.

Feather-touch sensor button

The feather-touch sensor button used to interface with the screen enables sensitive and accurate operation.



Newly designed optical unit with further improved accuracy.

The newly designed optical unit allows measurement of the minimum pupil diameter up to 2.0 mm and high-accuracy measurement. Useful function for actual measurement such as display of reliability warning indicator has been added.

When all setting items are enabled

| | |
|-------------------------------------|-----------------------------|
| Message Area | |
| No. 00001 | Date & Time 14:30 |
| NAME 2011 11 22 | |
| VD=12 | |
| <R> SPH CYL AX PPS | Photopic Pupil Diameter |
| -3.87 -0.75 172 5.4 | Ref Value |
| -3.87 -0.75 170 5.3 | |
| -3.87 -0.62 174 5.4 | |
| SPS 7.3 | Ref Representative Value |
| <R> R1 D AX | Kerato Value |
| 8.43 40.00 9 | |
| R2 8.21 41.12 99 | |
| AVE 8.32 40.62 9 | |
| CYL | |
| R1 8.43 40.00 10 | |
| R2 8.22 41.12 100 | |
| AVE 8.32 40.50 | |
| CYL | |
| R1 8.30 40.62 2 | |
| R2 8.16 41.37 92 | |
| AVE 8.23 41.00 | |
| CYL | |
| R1 8.31 40.62 180 | Kerato Representative Value |
| R2 8.17 41.37 90 | |
| AVE 8.24 41.00 | |
| CYL | |
| REST -0.12 90 | |
| <L> SPH CYL AX PPS | Kerato Representative Value |
| -3.75 -1.12 13 6.6 | |
| -3.75 -1.12 15 6.6 | |
| -3.75 -1.12 14 6.6 | |
| SPS 6.9 | |
| Near PD PD = 65 NPD = 62 (50) | |
| Far PD | |
| SHIN-NIPPON ACCUREF K-900 | |
| Interpupillary Measurement Function | |

Simple & Easy Operation

A swivel function to the left (30°) and a vertical tilt function (40°) have been added to the monitor unit.

This swivel function allows measurement while supporting the patient.

The operational screen has been also redesigned completely.

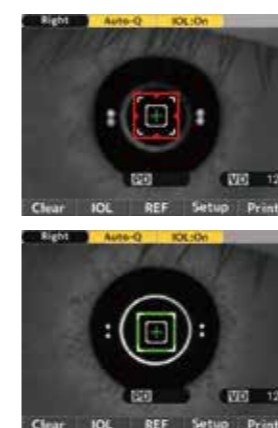
The well organized color plan/layout of the high-luminance color LCD panel makes the screen display extremely easy to read.

Expanded vertical tilt range

The adjustment range of the vertical tilt angle has been expanded to 40°. The unit can comfortably be operated from both seated and standing positions.



Newly designed IOL Mode [color focus indicator]

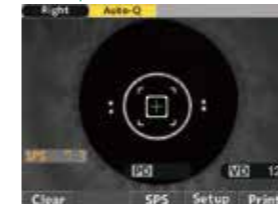


Color changes to green when focus is achieved


A subject with IOL was conventionally difficult to measure but this newly designed IOL mode has made it much easier.

Scotopic & Photopic Pupil Diameter Measurement

Scotopic measurement [S.P.S. function]



Photopic measurement [P.P.S. function]

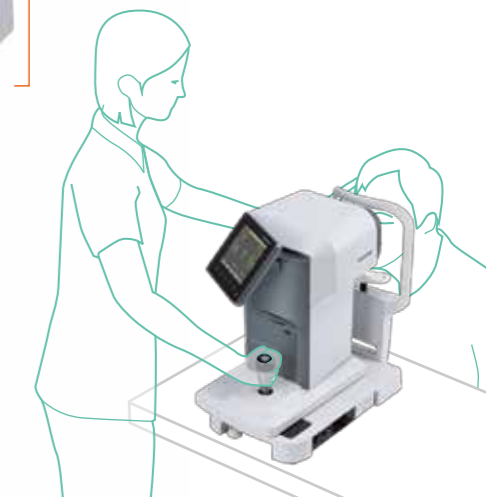


Both scotopic and photopic measurements are available.

※ S.P.S.: Scotopic Pupil Size
P.P.S.: Photopic Pupil Size



Left swivel 30°
Vertical tilt 40°



Also introducing our new sister model

Auto Refractometer ACCUREF R-800!!

A high-definition model made to the same specifications as K-900, excluding kerato measurement.

ACCUREF R-800

